



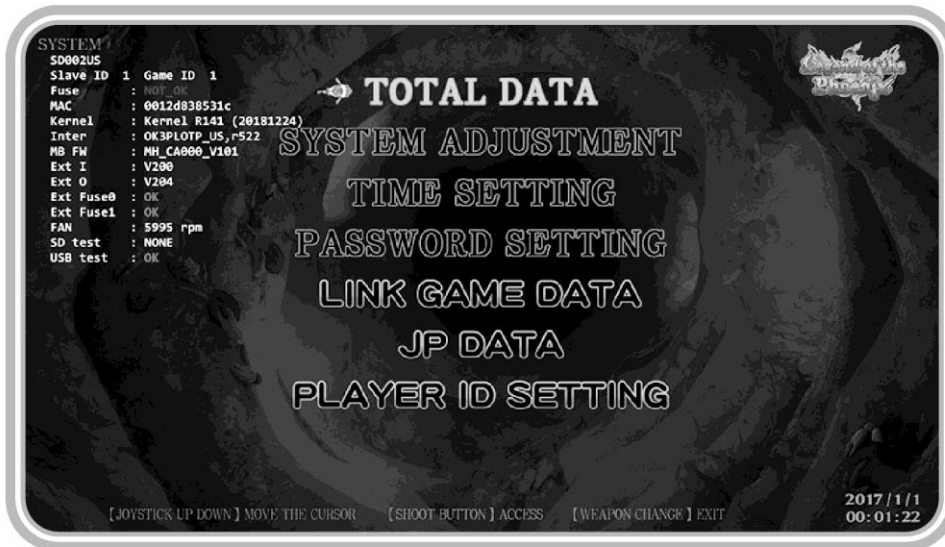
**JP GAME CLIENT**

***User Manual***

Revision: 19-04-02



## 1. Game Client System Settings



- ▶ **Link game data:** Displays all game client account data.
- ▶ **JP data:** Provides this game client's total prize data queries.
- ▶ **Player ID setting:** Sets up the player serial numbers on this game client.

### • Player ID Setting



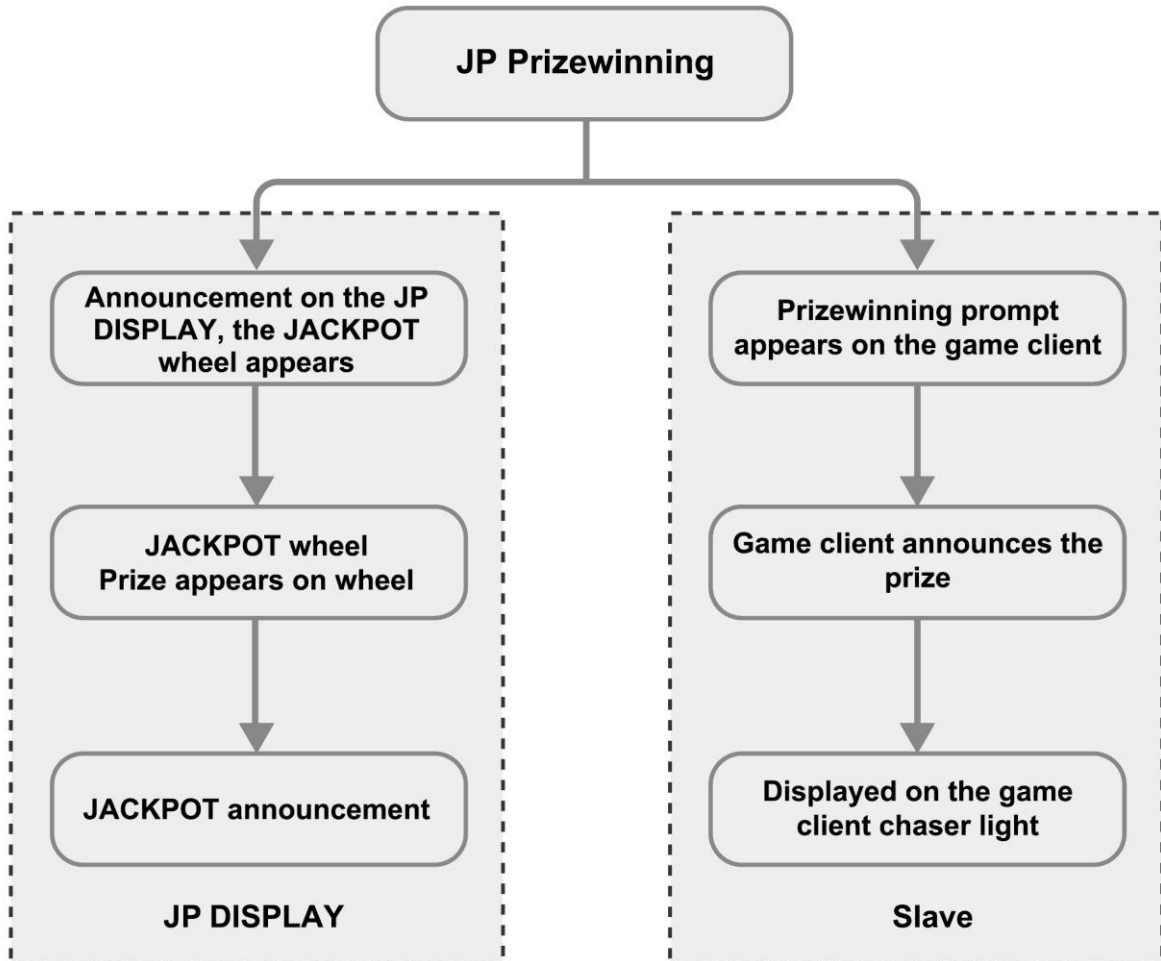
#### How to make PLAYER ID Settings:

- ▶ Press the "SHOOT" button to confirm the PLAYER ID 1, and then select "QUICK SETTING" to assign the PLAYER ID from 2~10 in order automatically.
- ▶ Each Player ID can be individually setup by pressing the "SHOOT" button on each seat alternatively.



## 2. JP Prizewinning Process

- The JP prizewinning process is as below:



### 3.

## JP Game Instructions

- JP Qualification

- ▶ Once the player fires a bullet in the game, a JP qualification icon will show up on screen, indicating the player in this seat is qualified for JACKPOT; if the icon disappears, then JACKPOT is unavailable.




- JP Prizewinning Description

- ▶ JP DISPLAY enters the prizewinning process, players with the JP Qualification on the game client will be reminded by the JP icon.



- ▶ When the JP wheel turns out a prize, there is a chance to receive a corresponding reward. (Image of prize announcement screen on game client)



- Prize Information

- ▶ GRAND and MAJOR are shared prizes, to be shared out equally between the players with JP qualification.
- ▶ MINOR and MINI are exclusive prizes, to be awarded randomly to a player with JP qualification after the prizewinning announcement.



# OCEAN KING